

NINA MARIA KÜCHLER



Eaux Profondes / Stille Wasser (from Eaux Profondes / Stille Wasser I)
Installation exhibition GHOSTS | Amrei Heyne Gallery
enamel of MDF / drawings
variable in size
2015



Eaux Profondes / Stille Wasser I
Installation exhibition GHOSTS | Amrei Heyne Gallery
8 parts, enamel on MDF
variable in size
2015




Eaux Profondes / Stille Wasser I
Installation exhibition GHOSTS | Amrei Heyne Gallery
enamel of MDF
variable in size
2015




Ghosts
drawing
graphite on paper on wood
15¾ × 11¾ inch / 40 × 30 cm
2014



sinking star (from Ghosts)
drawing
graphite on paper on wood
15¾ x 11¾ inch / 40 x 30 cm
2014



Untitled (Grid 8) (from Ghosts)
drawing
graphite on paper on wood
15¾ x 11¾ inch / 40 x 30 cm
2015



Cut (from Ghosts)
drawing
graphite on paper on wood
15¾ x 11¾ inch / 40 x 30 cm
2014



Oil (from Ghosts)
drawing
graphite on paper on wood
15¾ × 11¾ inch / 40 × 30 cm
2014



Show (from Ghosts)
drawing
graphite on paper on wood
15¾ × 11¾ inch / 40 × 30 cm
2014



Untitled (Inlay work) / Cut (from Ghosts)
Inlay work
wood, MDF
15¾ × 11¾ inch / 40 × 30 cm
2014



Forfatterskap (from Ghosts)
drawing
Graphit on paper on wood
15¾ x 11¾ inch / 40 x 30 cm
2014



Untitled (from Ghosts)
drawing
graphite on paper on wood
15¾ x 11¾ inch / 40 x 30 cm
2013



Untitled (from Ghosts)
drawing
graphite on paper on wood
15 $\frac{3}{4}$ x 11 $\frac{3}{4}$ inch / 40 x 30 cm
2013



Oil (from Nina Maria K  chler & Karin Suter)
drawing
graphite on paper on wood
15 3/4 x 11 3/4 inch / 40 x 30 cm
2014



exhibition view (from Nina Maria K  chler & Karin Suter)
various
variable in size
2014



Scissor (back) (from Nina Maria Küchler & Karin Suter)
drawing
graphit on paper on wood
15¾ × 11¾ inch / 40 × 30 cm
2014



from the "Ghosts" series
drawing / inlay work
graphite on paper on wood / veneer on wood
15¾ × 11¾ inch / 40 × 30 cm
2014



exhibition view (from Nina Maria K  chler & Karin Suter)
various
variable in size
2014



Colors for a large wall/faded (from colors for a large wall/faded (after E. Kelly))
Installation
wood, enamel, MDF
125 $\frac{3}{4}$ x 125 $\frac{3}{4}$ inch / 320 x 320 cm
2011



colors for a large wall/faded (from colors for a large wall/faded (after E. Kelly))

Installation

wood, enamel, MDF

125 $\frac{3}{4}$ × 125 $\frac{3}{4}$ inch / 320 × 320 cm

2011



colors for a large wall/faded (from colors for a large wall/faded (after E. Kelly))
Installation
wood, enamel, MDF
125 $\frac{3}{4}$ x 125 $\frac{3}{4}$ inch / 320 x 320 cm
2011



Kunstfrühling 2011 Backside
various
2011



Brighton
painting
Acrylic on canvas
23½ × 17 inch / 60 × 45 cm
2011



untitled (after D. Judd II)
Inlay work
wood, mdf
18 × 11³/₄ inch / 46 × 30 cm
2011



Untitled (after D. Judd I) (from untitled (after D. Judd II))
2011



Insomnia
installation view
various
variable in size
2011



Untitled (from Insomnia)
Painting
Acrylic on canvas
17¼ × 13¾ inch / 44 × 35 cm
2011



Untitled (sculpture) (from Insomnia)
painting
Acrylic on canvas
15¾ x 15¾ inch / 40 x 40 cm
2011



Untitled (from exhibition view "double" 2011)
painting
Acrylic on canvas
18 × 13¾ inch / 46 × 35 cm
2011



Checkerboard (from exhibition view "double" 2011)

Inlay

wood, MDF

16½ x 16½ inch / 42 x 42 cm

2011



Studio (Julian Schnabel) (from exhibition view "double" 2011)
painting
Acrylic on canvas
18 x 13¾ inch / 46 x 35 cm
2011



die Skizze (la notte)
Installation
inkjetprint, engraved brass
8 × 12 inch / 22 × 31 cm
2011



die Skizze (la notte)
exhibition view
inkjetprint, engraved brass
8 × 12 inch / 22 × 31 cm
2011



double checkerboard
Inlay work
wood, mdf
26 $\frac{3}{4}$ x 26 $\frac{3}{4}$ inch / 68 x 68 cm
2011




ITALIA
 Acrylic on canvas
 16½ × 19 inch / 42 × 50 cm
 2008



ITALIA
Acrylic on canvas
16½ x 19 inch / 42 x 50 cm
2008



Temple (from ITALIA)
brass
17 × 19 inch / 45 × 50 cm
2008



Moon
Wallpainting
Acrylic on wall
78 × 78 inch / 200 × 200 cm
2011



trees
installation
enamel on steel
variable in size
2009




Tree II (from trees)
installation
enamel on steel
21 × 15¾ inch / 55 × 40 cm
2009



Tree III (from trees)
installation
enamel on steel
21 × 15¾ inch / 55 × 40 cm
2009



Scheibe (after Delaunay)
Inlay work
23½ inch / 60 cm
2007



Exhibition view Dross (from Scheibe (after Delaunay))
2007